



Carl Vinson Institute of Government

The University of Georgia

American Community Survey: Meeting the Needs of Georgians

Data for Decisionmakers

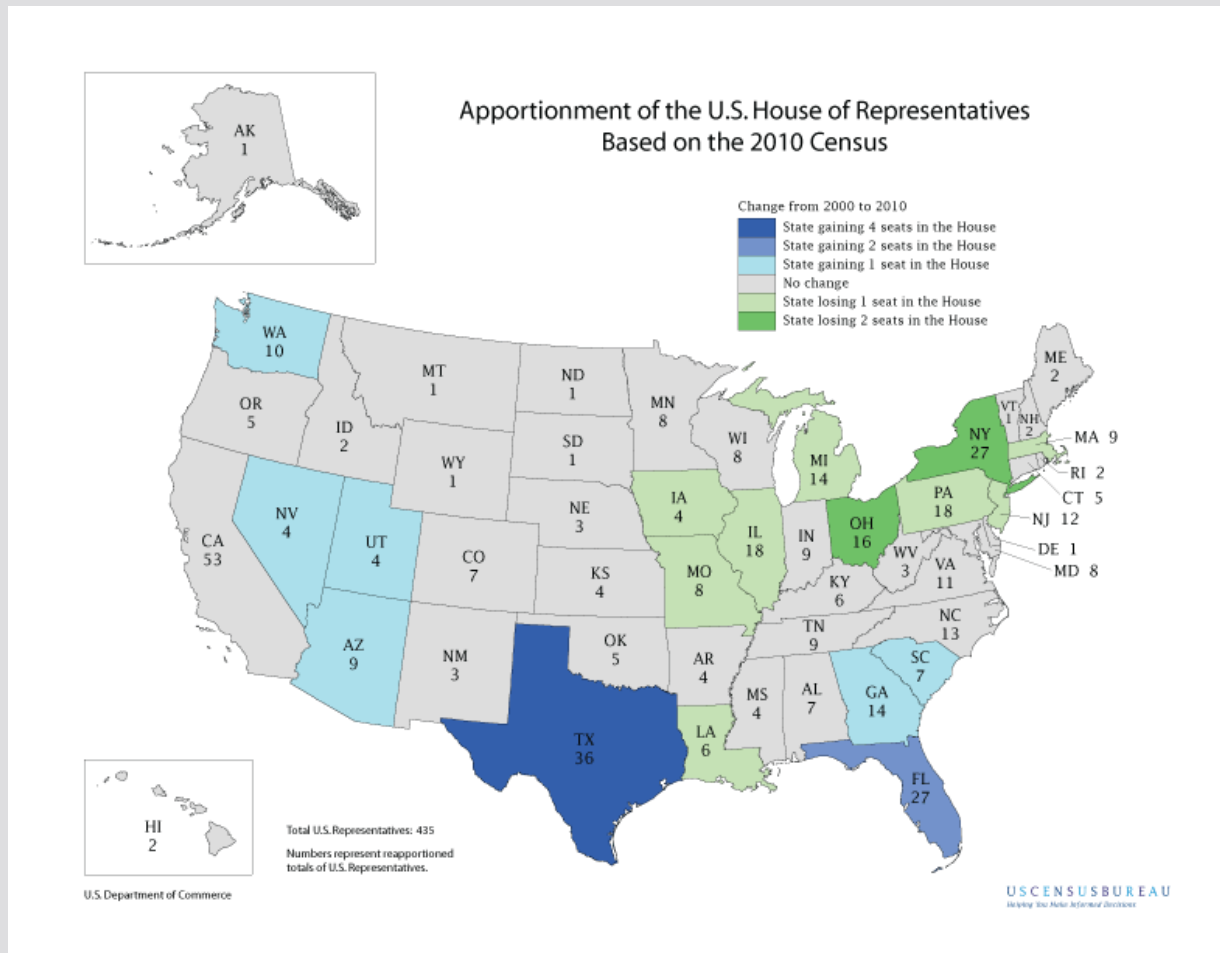
UGA's Vinson Institute

- Public service and outreach unit at the University of Georgia
- Named for Congressman Carl Vinson, who served 1915-1965
- Research, assistance and training in support of state and local governments in Georgia

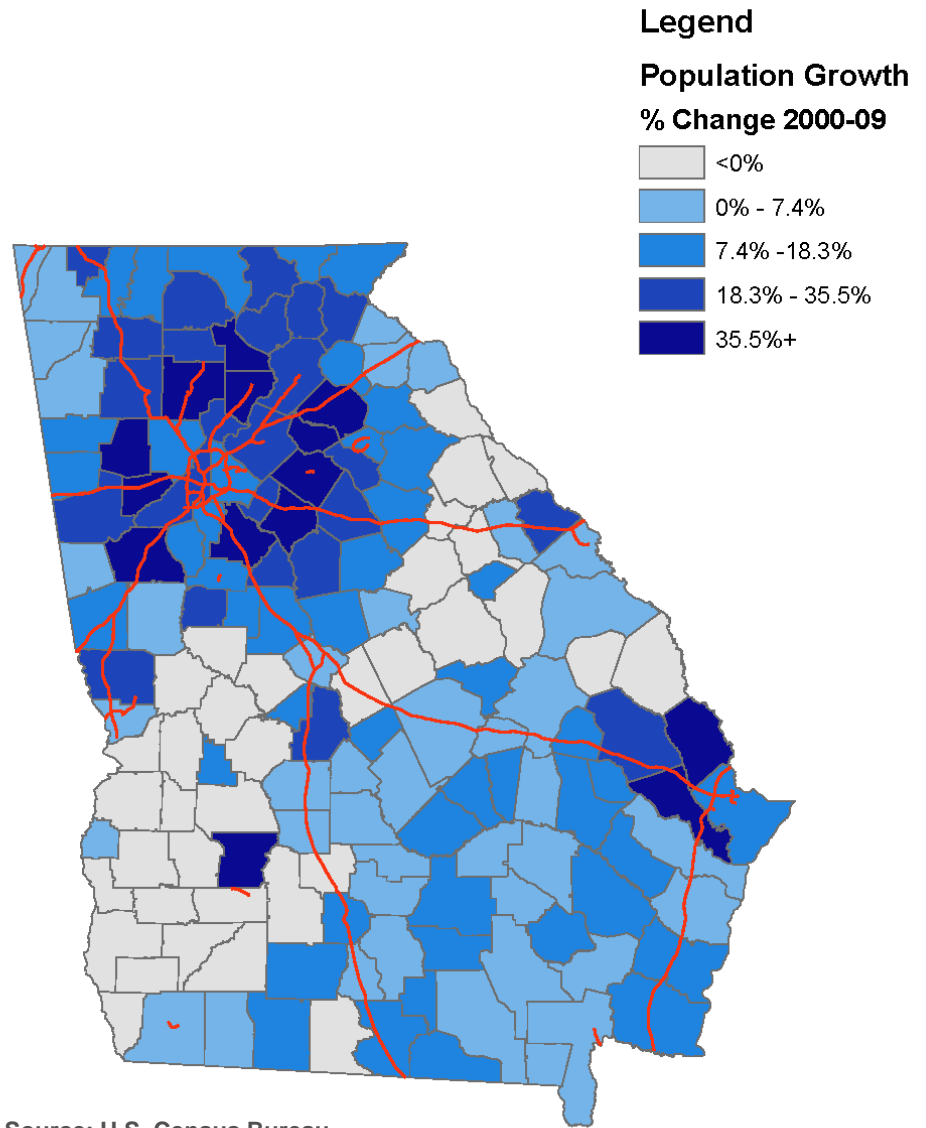


Georgia's Growing Population

1.5 million Increase 2000-2010



Georgia's Uneven Population Growth, 2000-2009



Source: U.S. Census Bureau,
Population Estimates




Increasing Diversity and Challenges

- 9.4% of residents are foreign born
- 5.6% speak English less than “very well”
- 19.1% have no health insurance coverage
- 36.1% of homeowners’ housing costs exceed 30% of their income
- 14.6% of housing units are vacant

Source: U.S. Census Bureau, American Community Survey, 2009



ACS Keeps Up With the Changes



Georgia's Family Connection



- Network of government and nonprofits in all 159 counties
- Established in 1991 by then Governor Zell Miller
- Local leaders improving the quality of life for families by encouraging efficient coordination of community programs



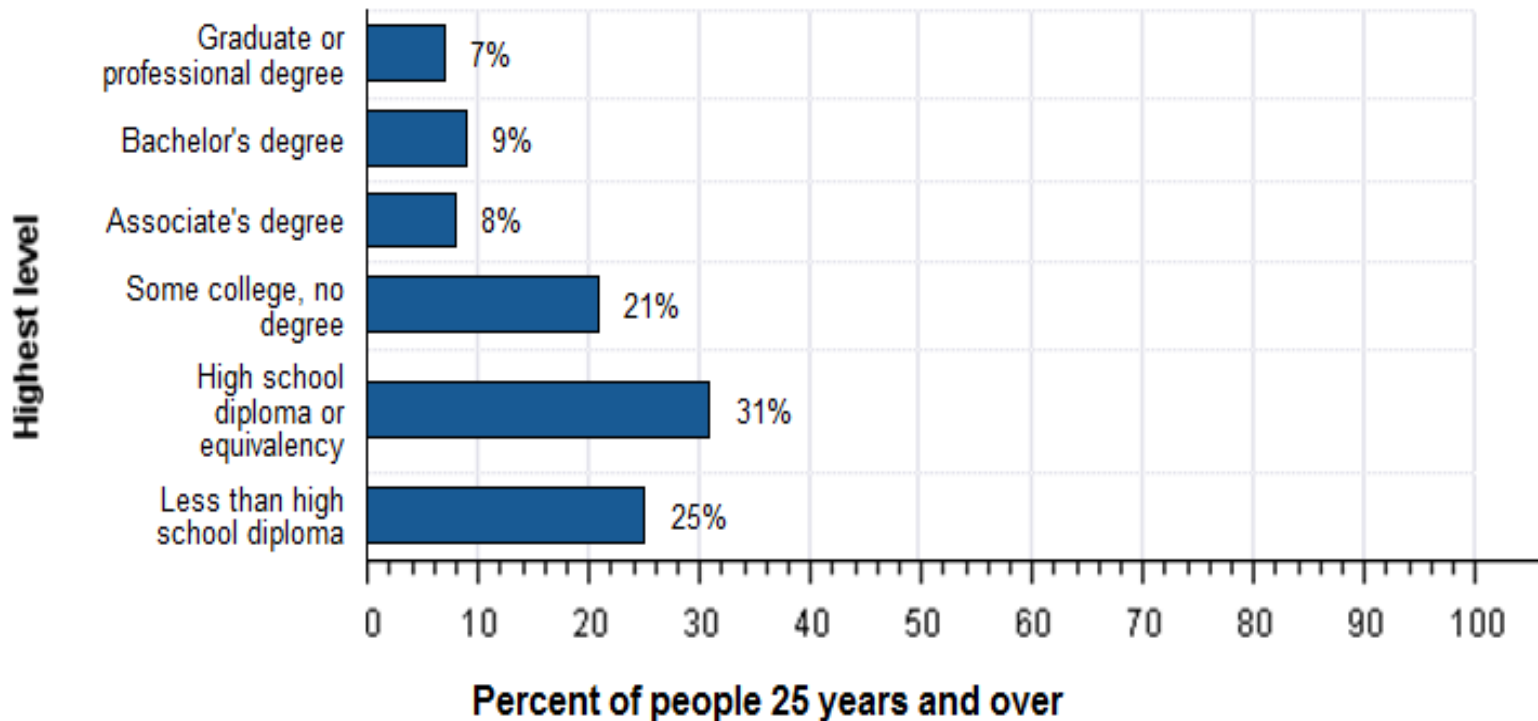
ACS Supplies Key Indicators

- Teens who are high school dropouts (ages 16-19)
- Teen dropouts not working
- Children living in single-parent families
- Children living in families where no parent is in the labor force
- Adult education levels
- Unemployment in families with children
- Affordable housing
- Children in poverty and low-income families



ACS Provides Narratives to Help Local Groups Visualize

The Educational Attainment of People in Tift County, Georgia in 2005-2009



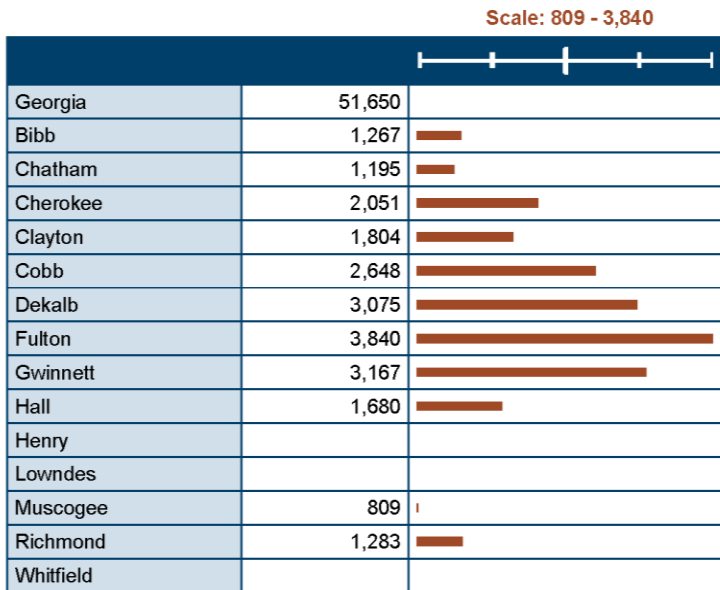
Source: American Community Survey, 2005-2009



County Leaders See How They Compare

Teens who are high school dropouts -ACS (Number) – 2006

Data Provided by: Family Connection Partnership



Definitions: Numerator: Number of youth ages 16 to 19 who are not enrolled in school and not high school graduates. Denominator: Number of youth ages 16 to 19. Rate calculation: 100 times the numerator divided by the denominator.

Data Source: 2005 American Community Survey, Table C14005.





- In 2020 more than 1.5 million Georgians will be aged 65 and older
- Growing older population will affect every facet of community life, including housing, transportation, employment, health care, social services and education
- 2008, Georgia Legislature passed Senate Bill 341 *Project 2020: Georgia for a Lifetime*
- Georgia Council on Aging charged to “address the needs of the expanding aging population”

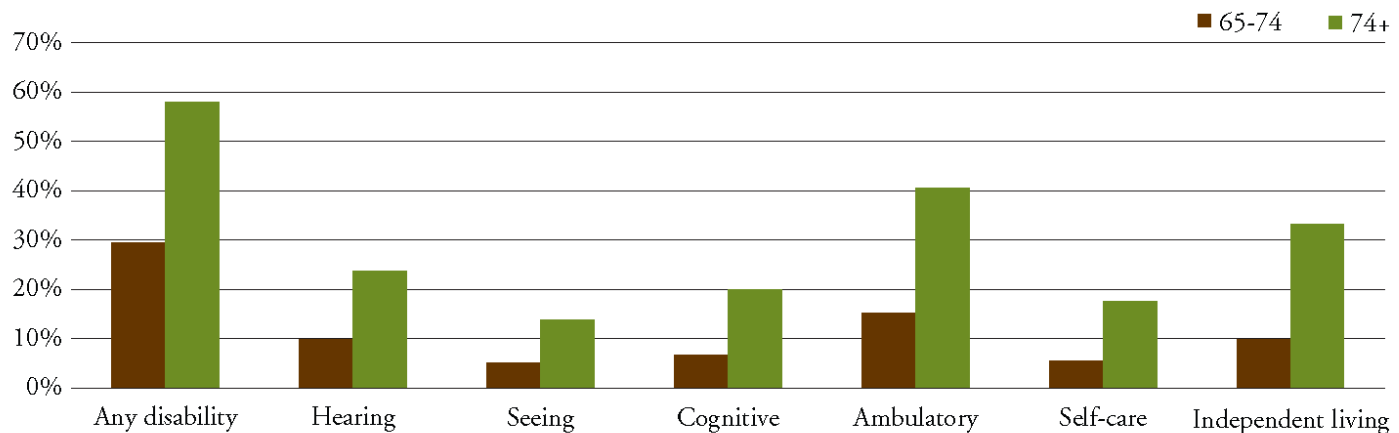


Using the ACS to Monitor Conditions of the Older Population

From the Final Report “Georgia for a Lifetime,” by Georgia Council on Aging

Georgia, when compared to other states in the nation, has relatively high rates of disability. Close to 30 percent of the 65-74 population has a disability and almost 60 percent of the 75+ population is living with a disability. Chronic disease and disability can be some of the biggest drivers of healthcare cost and largest determinants of quality of life.

Disability Rates and Type by Age, Georgia



Source: American Community Survey, 2008



Georgia Division of Aging Services

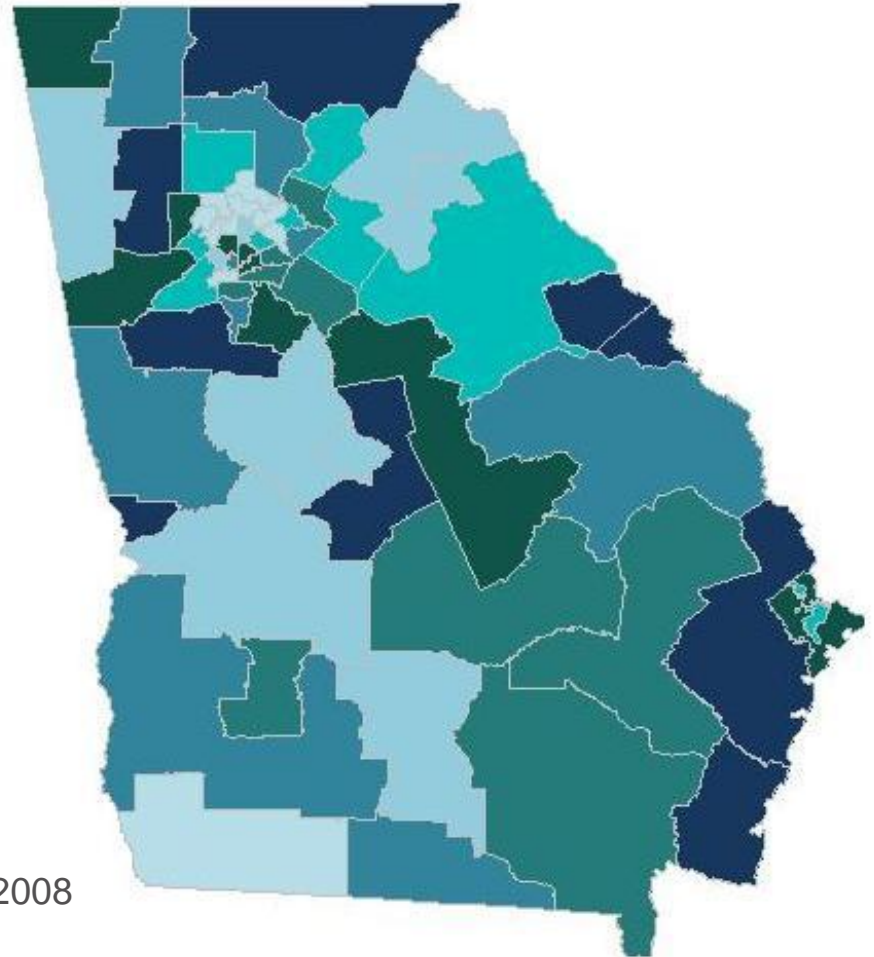
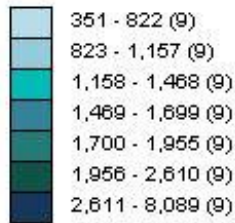
DHS



- Partnering with VA to serve veterans of all ages at risk of nursing home placement
- Provide home- and community-based health care services
- ACS data enable Division of Aging Services to allocate resources and better plan for delivery of services



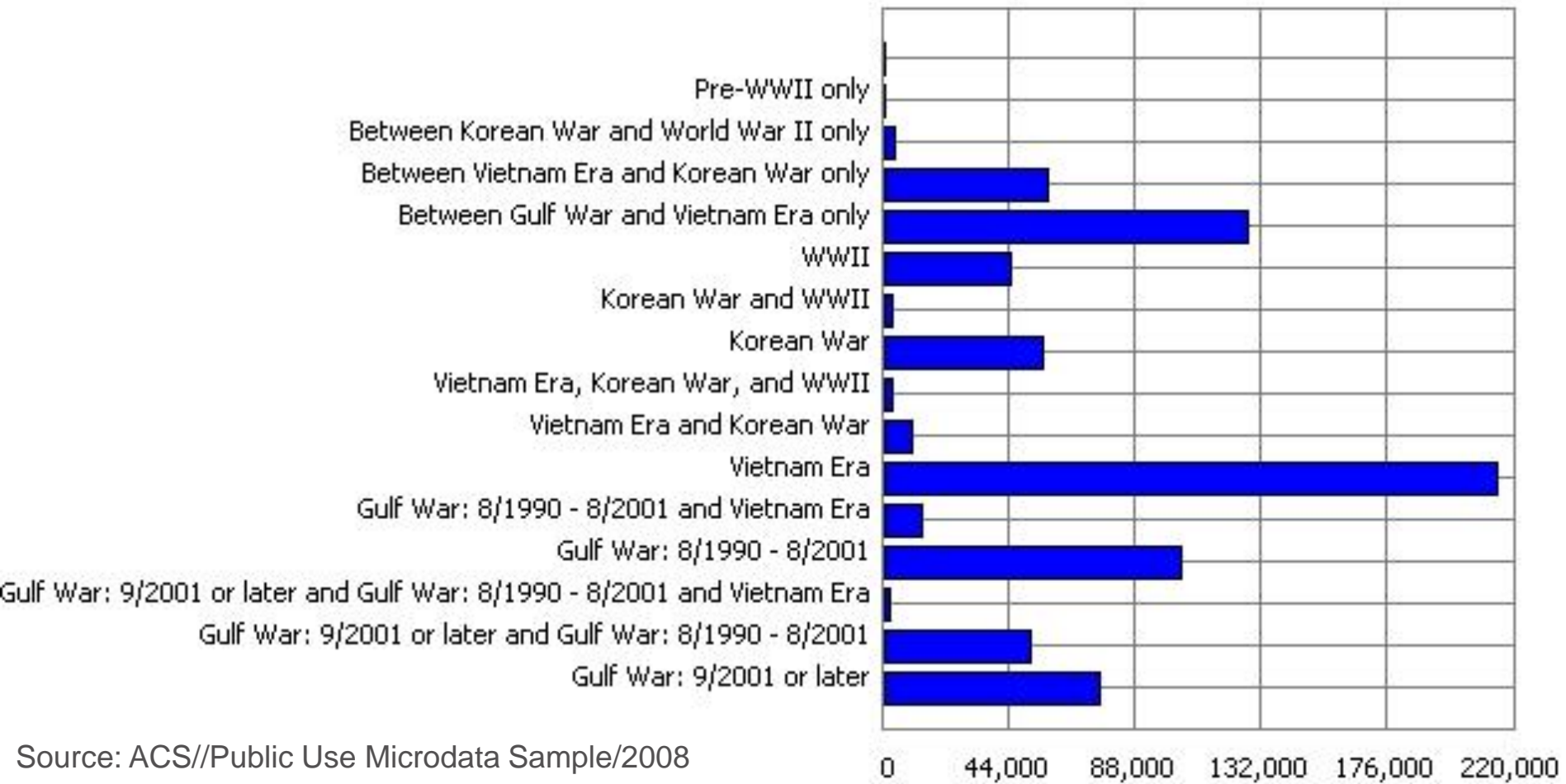
Veteran Service-Connected Disability



Source: ACS//Public Use Microdata Sample/2008



Georgia Veterans - Service Era



Source: ACS//Public Use Microdata Sample/2008





Carl Vinson **Institute of Government**

The University of Georgia

Promoting Excellence in Government

www.vinsoninstitute.org



Find us on
Facebook

www.facebook.com/VinsonInstitute